
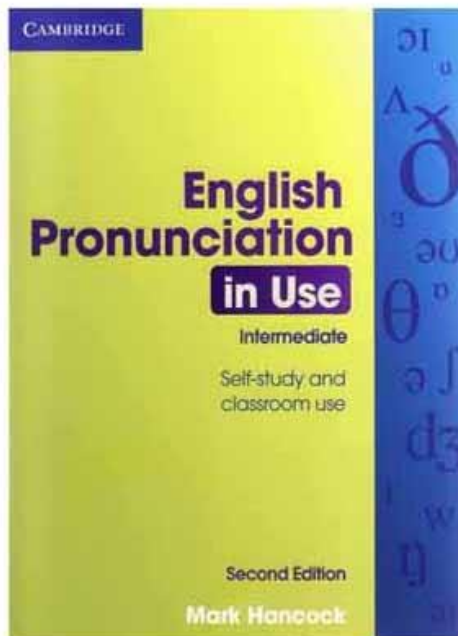



PRACTICAL PRONUNCIATION TEACHING



Mark
Hancock



PRACTICAL PRONUNCIATION TEACHING

Seven Top Tips

1 Linger longer

2 Symbols aren't a Syllabus

3 Don't Sweat the Schwa

4 Loop the Links

5 Switch the Pitch

6 Voices, Choices

7 Peer Power


1 Linger Longer



2 Symbols aren't a Syllabus



2 Symbols aren't a Syllabus




2 Symbols aren't a Syllabus

2 PRONUNCIATION the letter o

- a Can you remember which word rhymes with *money* in the song *Girls & Boys*?
- b Look at some more words with the letter o. Put them in the correct column.

clothes cost dollar done honest loan money note
nothing owe shopping some sold won worry



2 Symbols aren't a Syllabus



Sound pair 14: /ɒ/ and /əʊ/

For more on these sounds, see Unit 16.

8 *not / note*

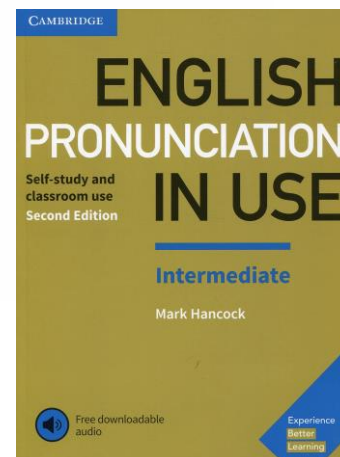
9 *rob / robe*

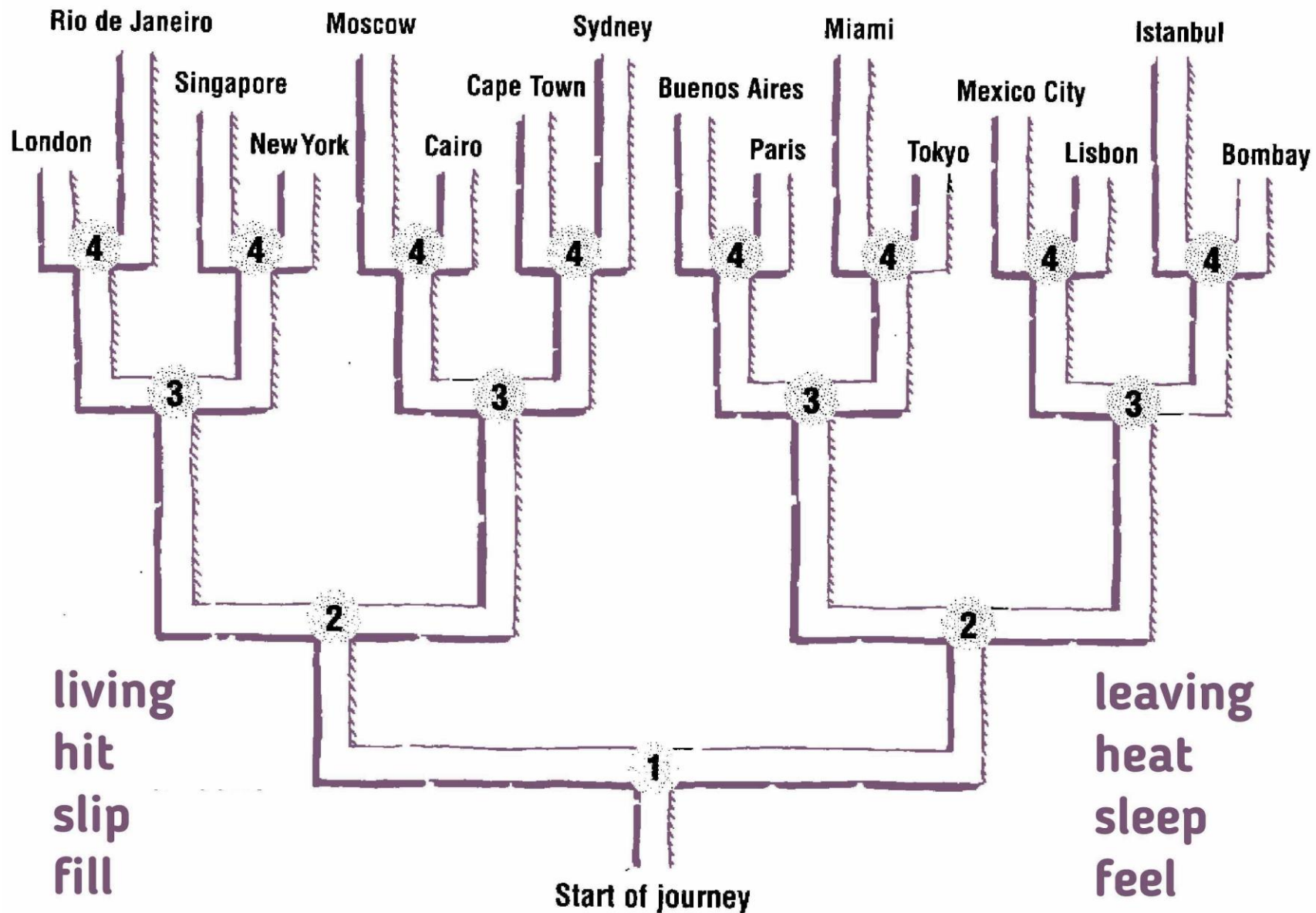
10 *goat / got*

11 They *want / won't* sleep.

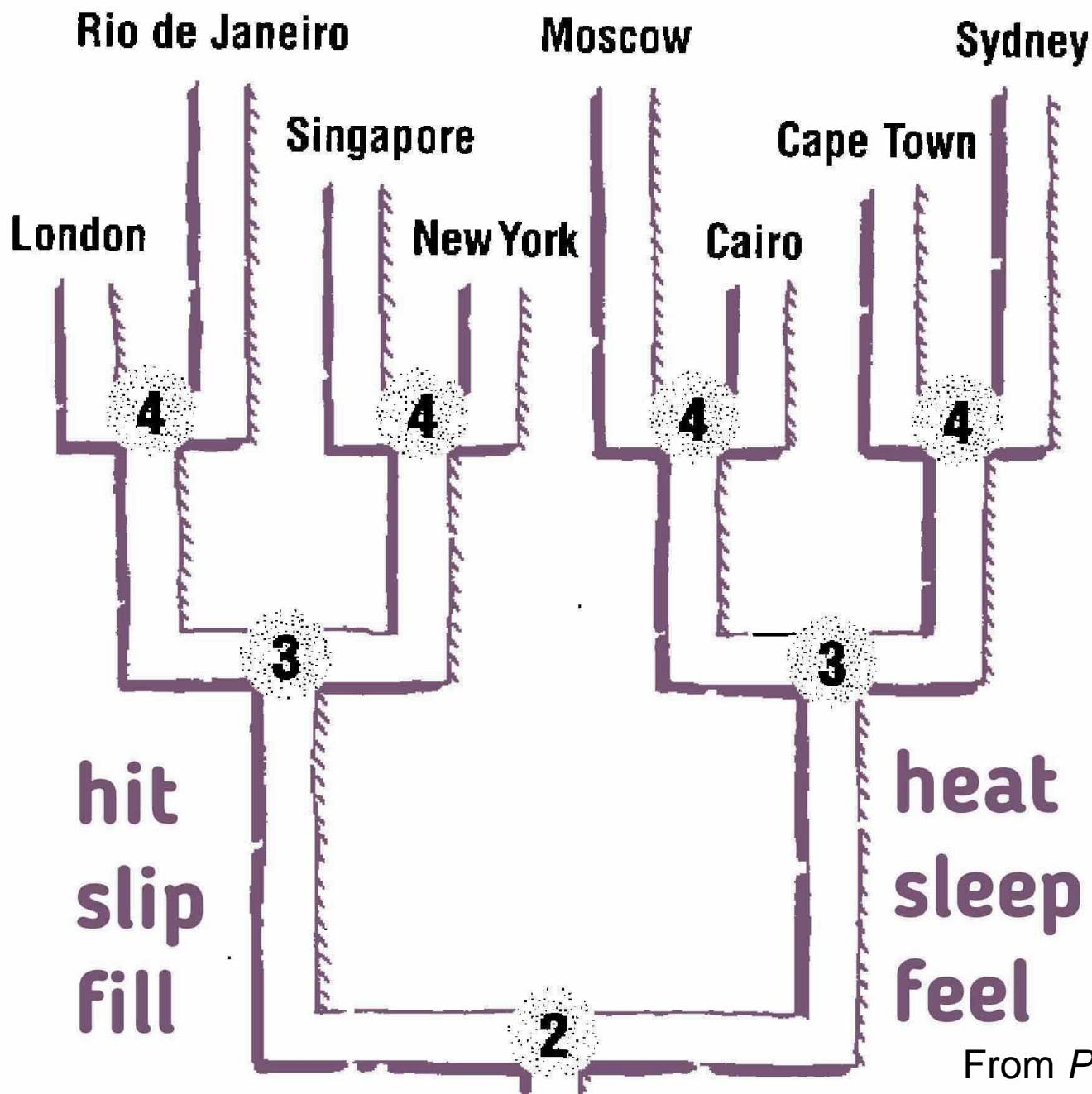
12 The *cost / coast* is clear.

Or Google 'Not Note minimal pairs'





From *Pronunciation Games*



From *Pronunciation Games*

2 Symbols aren't a Syllabus

7



cook sugar

mushrooms food

8



cucumber beetroot

fruit duck

3 Don't Sweat the Schwa



3 Don't Sweat the Schwa

A Work in pairs. Complete the table with words from the box.

completely extremely guarantee future
minutes push public system reach
thorough took absolutely

1	/ɪ/	this w <u>o</u> m <u>e</u> n
2	/i:/	the <u>s</u> e le <u>a</u> ve
3	/ə/	<u>a</u> gain pr <u>o</u> n <u>u</u> nci <u>a</u> ti <u>o</u> n
4	/æ/	<u>a</u> ctually <u>a</u> ngry
5	/ʌ/	f <u>u</u> n m <u>o</u> ney
6	/ʊ/	bo <u>o</u> k pu <u>l</u> l

3 Don't Sweat the Schwa

3 PRONUNCIATION

/ə/, sentence stress, /ðə/ or /ði:/?

- a 2 20))) Listen and repeat the sound and words.




a about anniversary cinema problem
relationship spider usually woman

- b 2 21))) Listen and repeat the sentences. Then practise saying them with the /ə/ sound.

- 1 What are we going to have for lunch today?
- 2 I'd like to see a good film tonight.
- 3 We need to go in the other direction.
- 4 Could you ask the woman over there?
- 5 There's a cinema and there are lots of shops.

PASTA


Mr Porter loves his pasta
No one else can eat it faster
Mr Porter's sister Rita
Buys the pasta by the metre
Mr Porter's older daughter
Boils it all in tubs of water



Key

Bold = stress

Red = schwa

 = link

 = accent variation

4 Loop the Links




4 Loop the Links

- a **2 14)))** Listen and repeat the sentences. Try to link the marked words and copy the rhythm.

- 1 Riding a motorbike is more exciting than driving.
- 2 The fastest train only takes an hour and a half.
- 3 It's more difficult to drive at night than during the day.
- 4 My father's worse at driving than my mother.
- 5 The most dangerous road in my town is the ring road.

5 Switch the Pitch



5 Switch the Pitch

GRAMMAR

I WISH, IF ONLY

3 A Work in pairs. Look at these six-word stories. What does each person want to change about their life?

- 1 Wrong era, wrong class, wrong gender.
- 2 Really should have been a lawyer.
- 3 Born London, lived elsewhere, died inside.
- 4 Any chance I could start again?
- 5 Worry about tomorrow, rarely enjoy today!
- 6 Married, TV, computer, never any flowers.

B Match sentences a)–f) with stories 1–6 above.

- a) I wish I could do it all again.
- b) I wish I weren't so anxious.
- c) I wish I'd stayed where I was happy.
- d) I wish he'd pay more attention to me.
- e) If only I hadn't become a doctor.
- f) If only I'd been born twenty years later.

C Match sentences a)–f) with the rules below.

RULES

1 Use *wish/if only* + past simple or *wish/if only* + *could* when you would like something to change, but it's impossible or not likely.

_____, _____
2 Use *wish/if only* + past perfect to talk about regrets about the past. _____, _____, _____

3 Use *wish/if only* + *would* to talk about things you want to happen or stop happening because they annoy you. _____

D  **3.3 SENTENCE STRESS** Listen to the sentences from Exercise 3B and underline the stressed words. Then listen and repeat.

5 Switch the Pitch

I wish that it wasn't so hot

If only the breeze was cool

If only I'd bought a big ice cream

I wish we could go to the pool.

6 Voices, Choices



6 Voices, Choices

2 PRONUNCIATION /ɔ:/ and /ɜ:/

- a Write the words in the correct column. Be careful with *or* (there are two possible pronunciations).

ball caught court draw fought hurt score
serve shirt sport warm up world worse work out



THAT GIRL

That girl there with purple hair
Doesn't care if people stare
Leather jeans and sleeveless shirt
Never wears a dress or skirt

She's not as hard as she appears
With dark tattoos and pierced ears
She likes that look, she plays that part
But that girl's got the warmest heart



7 Peer Power



PRACTICAL PRONUNCIATION TEACHING

Seven Top Tips

1 Linger longer

2 Symbols aren't a Syllabus

3 Don't Sweat the Schwa

4 Loop the Links

5 Switch the Pitch

6 Voices, Choices

7 Peer Power



PDF of slides:
hancockmcdonald.com/talks


YT PronPack

FB Hancock McDonald

TW @HancockMcDonald



ENGLISH-SPEAKING UNION
english language awards
RUNNER-UP



Ebook: Apple or Kobo

Print: **BEBC** (www.bebc.co.uk), Amazon